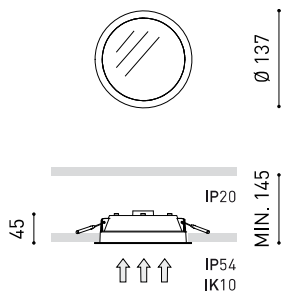




Dimensions



Name	FOX MINI 2 3000K W
Reference	A2180211W
Colour	Matt white
RAL	Colour in the mass looks alike RAL 9016
Category	CEILING RECESSED

Type	LED
Gross luminous flux	1000 lm
Colour temperature	3000 K
Chromatic stability	MacAdam Step 2
Colour Rendering Index	CRI>90
Power	7 W
Current	500 mA
Efficacy	143 lm/W
LED lifespan	L80B10 >60.000h
Energy efficiency class	D

Lighting efficiency	66%
Light beam angle	111°

Driver	Included - Connected
Power values of the system	8,88 W
Frequency	50/60 Hz
Dimming	No Dim
Electrical insulation class	<input type="checkbox"/>

Sealing	IP54
Wireless control	Please Consult
Emergency power supply	Please Consult
Impact resistance	IK10
Recess measurements	Ø122 mm
Weight	290 g
Packaged weight	390,2 g
Packaging dimensions	366 x 189 x 468 mm
Units per package	1
Materials	Polycarbonate / Polycarbonate-Matt

PRODUCT

LIGHT SOURCE

LIGHTING FIXTURE | PHOTOMETRIC DATA

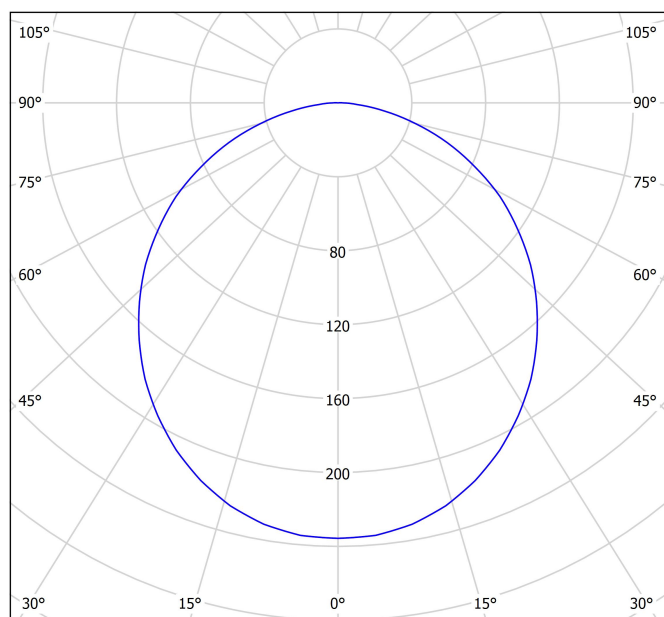
LIGHTING FIXTURE | ELECTRICAL DATA

OTHER DATA



Fox is the round recessed ceiling downlight with an extra-flat bezel. The discretion of its frame almost makes it appear trimless when switched on. Great water-tightness, resistant to impacts and corrosion. Suitable to be installed in places near the sea.

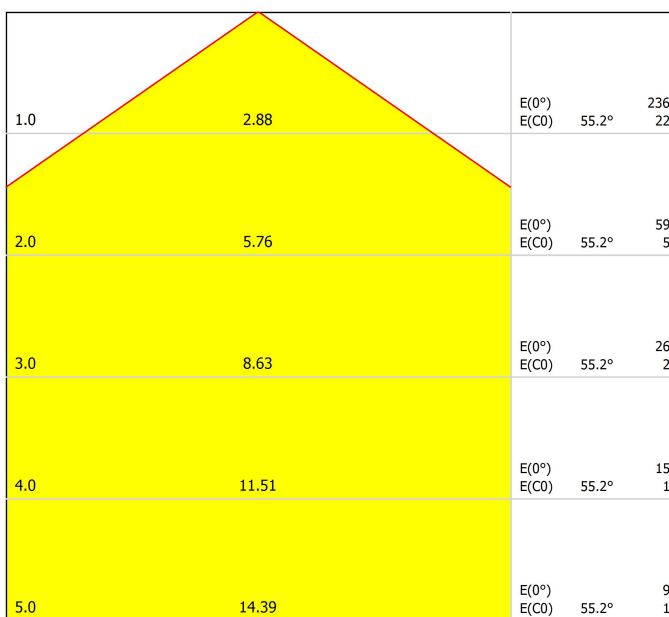
## Polar diagram



cd/klm  
— C0 - C180 — C90 - C270

η = 66%

## Conical diagram



Distance [m] Cone Diameter [m] Illuminance [lx]  
— C0 - C180 (Half-value Angle: 110.4°)

## UGR

### Glare Evaluation According to UGR

p Ceiling		70	70	50	50	30	70	70	50	50	30		
p Walls		50	30	50	30	30	50	30	50	30	30		
p Floor		20	20	20	20	20	20	20	20	20	20		
Room Size X      Y		Viewing direction at right angles to lamp axis						Viewing direction parallel to lamp axis					
2H	2H	22.4	23.7	22.7	23.9	24.2	22.4	23.7	22.7	23.9	24.2		
	3H	24.1	25.3	24.4	25.5	25.8	24.1	25.3	24.4	25.5	25.8		
	4H	24.7	25.8	25.0	26.1	26.4	24.7	25.8	25.0	26.1	26.4		
	6H	25.1	26.1	25.4	26.4	26.7	25.1	26.1	25.4	26.4	26.7		
	8H	25.2	26.2	25.5	26.5	26.8	25.2	26.2	25.5	26.5	26.8		
4H	12H	25.2	26.2	25.6	26.5	26.9	25.2	26.2	25.6	26.5	26.9		
	2H	22.9	24.0	23.2	24.3	24.6	22.9	24.0	23.2	24.3	24.6		
	3H	24.8	25.8	25.2	26.1	26.5	24.8	25.8	25.2	26.1	26.5		
	4H	25.6	26.4	26.0	26.8	27.1	25.6	26.4	26.0	26.8	27.1		
	6H	26.1	26.8	26.5	27.2	27.6	26.1	26.8	26.5	27.2	27.6		
8H	8H	26.2	26.9	26.7	27.3	27.7	26.2	26.9	26.7	27.3	27.7		
	12H	26.3	26.9	26.8	27.4	27.8	26.3	26.9	26.8	27.4	27.8		
	4H	25.8	26.5	26.3	26.9	27.3	25.8	26.5	26.3	26.9	27.3		
	6H	26.5	27.0	26.9	27.5	27.9	26.5	27.0	26.9	27.5	27.9		
	8H	26.7	27.2	27.2	27.6	28.1	26.7	27.2	27.2	27.6	28.1		
12H	12H	26.8	27.3	27.3	27.7	28.2	26.8	27.3	27.3	27.7	28.2		
	4H	25.8	26.5	26.3	26.9	27.3	25.8	26.5	26.3	26.9	27.3		
	6H	26.5	27.0	27.0	27.5	27.9	26.5	27.0	27.0	27.5	27.9		
8H	26.8	27.2	27.3	27.7	28.2	26.8	27.2	27.3	27.7	28.2			
Variation of the observer position for the luminaire distances S													
S = 1.0H		+0.1 / -0.1						+0.1 / -0.1					
S = 1.5H		+0.2 / -0.4						+0.2 / -0.4					
S = 2.0H		+0.4 / -0.7						+0.4 / -0.7					
Standard table		BK05						BK05					
Correction Summand		7.8						7.8					
Corrected Glare Indices referring to 1000lm Total Luminous Flux													



Fuente de luz (LED) reemplazable por un profesional autorizado

Replaceable (LED only) light source by an authorized professional.

Source lumineuse (LED) remplaçable par un professionnel agréé

Sorgente luminosa (LED) sostituibile da parte di un professionista autorizzato

Austauschbare (LED) Lichtquelle durch einen autorisierten Fachmann



Equipo de control reemplazable por un profesional autorizado

Replaceable control gear by an authorized professional

Dispositif de commande remplaçable par un professionnel agréé

Alimentatore sostituibile da parte di un professionista autorizzato

Auswechselbares Betriebsgerät durch autorisierten Fachmann

## Instrucciones para el final de vida y la eliminación de los componentes:

### Instructions on end-of-life and component disposal:

### Instructions pour la gestion des composants en fin de vie et leur mise au rebut :

### Istruzioni per il fine vita e lo smaltimento dei componenti:

### Anweisungen zur entsorgung der Leuchtenkomponenten:



Interrumpir la alimentación del aparato  
Cut the power supply to the luminaire  
Couper l'alimentation du luminaire  
Interrompere l'alimentazione dell'apparecchio  
Stromversorgung der Leuchte unterbrechen



Quitar la(s) fuente(s) de luz para el desecho  
Remove light source(s) for disposal  
Retirer la (les) source(s) lumineuse(s) pour l'élimination  
Rimuovere la/le sorgente/e di luce per lo smaltimento  
Lichtquelle(n) zur Entsorgung entfernen



Quitar la batería para el desecho  
Remove the battery for decommissioning  
Retirer la batterie pour sa mise au rebut  
Rimuovere la batteria per la dismissione  
Die Batterie ordnungsgemäß entsorgen



Quitar el equipo de control para el desecho  
Remove control gear for disposal  
Retirer le dispositif de commande pour l'élimination  
Rimuovere l'alimentatore per lo smaltimento  
Betriebsgerät zur Entsorgung ausbauen

Enviar los materiales a un centro de recogida RAEE  
Send the materials to a WEEE collection centre  
Envoyer les matériaux dans une déchetterie DEEE  
Inviare i materiali ad un centro di raccolta RAEE  
Die Materialien in einem WEEE-Zentrum entsorgen

